

"High Frequency Ceramic Solutions"

1.2 GHz Low Pass Filter

P/N 1200LP41B0500

Detail Specification: 02/14/08

Page 1 of 2

General Specifications

Part Number	1200LP41B0500
Frequency (MHz)	950 - 1450
Insertion Loss	2.0 dB max.
Return Loss	8.5 dB min.
Ripple	0.35 max @ 1425-1450MHz (+25°C)
Attenuation (min.)	24 dB @ 1650 - 2150 MHz

Impedance	50 Ω
Operating Temperature	-40 to +85°C
Reel Quantity	2,000
Input Power	500 mW max.

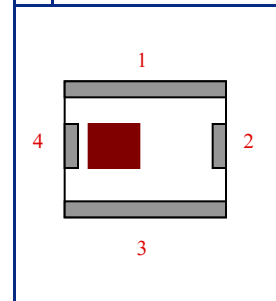
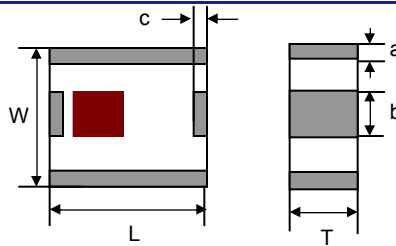
Termination Style	100% Tin	Suffix = "None"	eg. 1200LP41B0500
	Tin / Lead	Suffix = "/Pb"	eg. 1200LP41B0500/Pb

Terminal Configuration

No.	Function
1	GND
2	OUT
3	GND
4	IN

Mechanical Dimensions

	In	mm
L	0.126 ± 0.008	3.20 ± 0.20
W	0.098 ± 0.008	2.50 ± 0.20
T	0.059 ± 0.004	1.50 ± 0.10
a	0.016 ± 0.008	0.40 ± 0.20
b	0.024 ± 0.008	0.60 ± 0.20
c	0.012 ± 0.006	0.30 ± 0.15

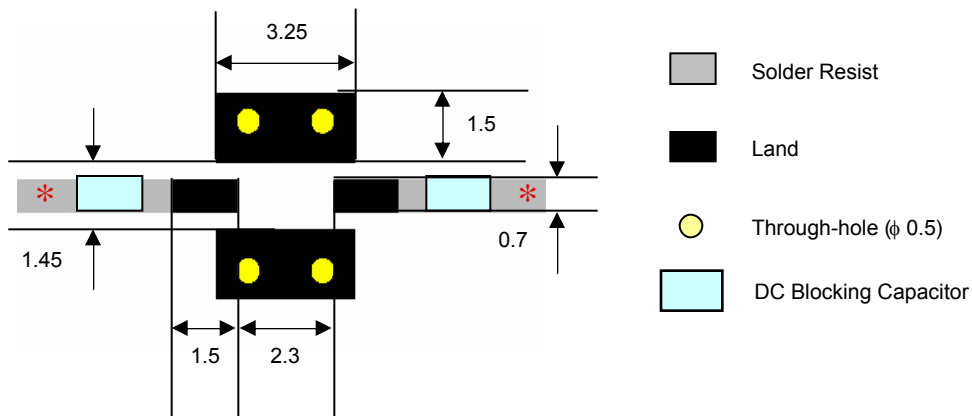


Mounting Considerations

Mount these devices with brown mark facing up.

Line width should be designed to provide 50Ω impedance matching characteristics.

Units: mm



Johanson Technology, Inc. reserves the right to make design changes without notice.

All sales are subject to Johanson Technology, Inc. terms and conditions.



www.johansontechnology.com

4001 Calle Tecate • Camarillo, CA 93012 • TEL 805.389.1166 FAX 805.389.1821

2007 Johanson Technology, Inc. All Rights Reserved

"High Frequency Ceramic Solutions"

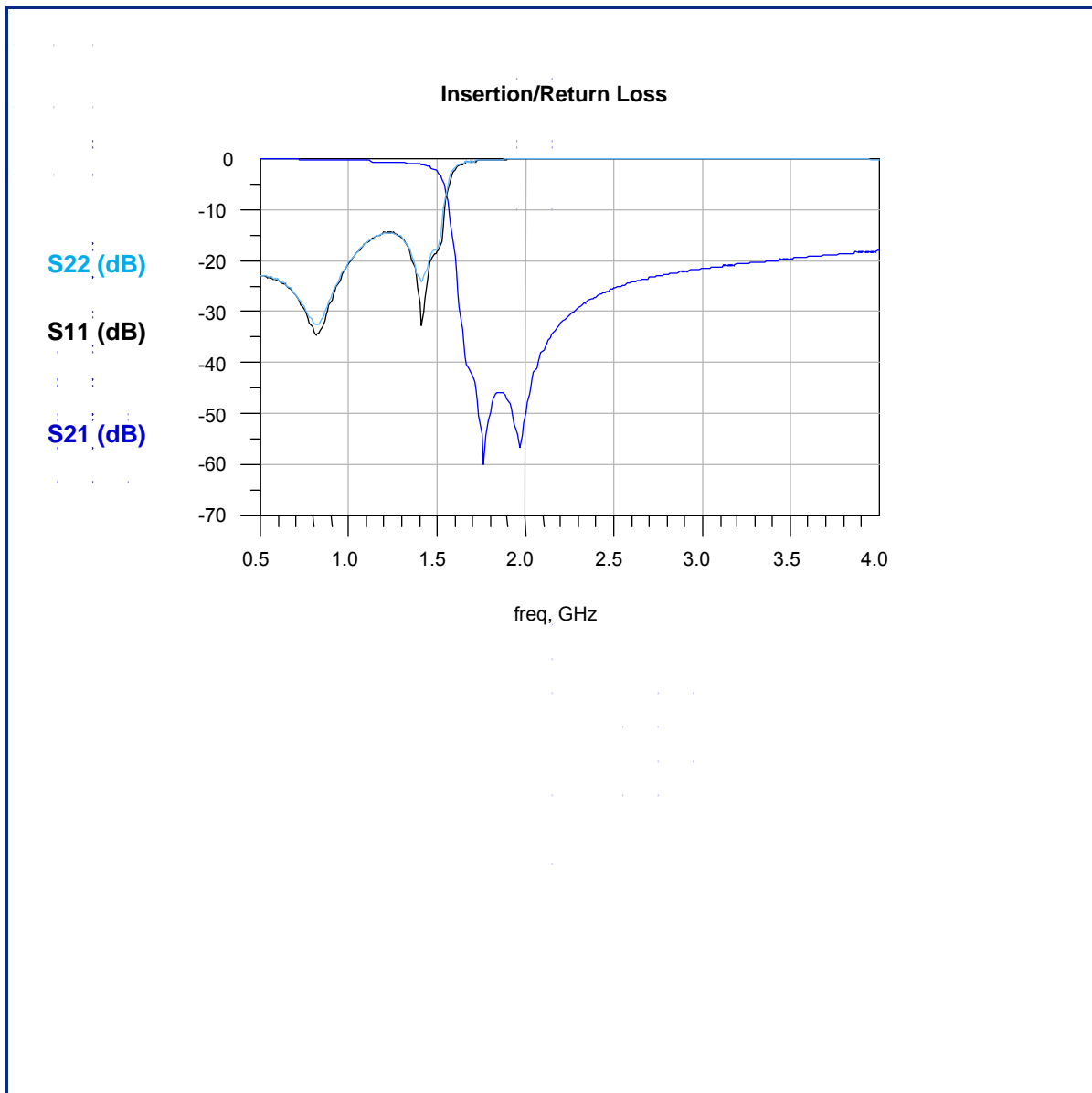
1.2 GHz Low Pass Filter

P/N 1200LP41B0500

Detail Specification: 02/14/08

Page 2 of 2

Typical Electrical Performance (T=25°C)



Johanson Technology, Inc. reserves the right to make design changes without notice.

All sales are subject to Johanson Technology, Inc. terms and conditions.



www.johansontechnology.com

4001 Calle Tecate • Camarillo, CA 93012 • TEL 805.389.1166 FAX 805.389.1821

2007 Johanson Technology, Inc. All Rights Reserved