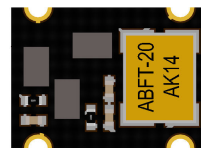


Frequency Translator / Jitter Attenuator

ABFT



RoHS
Compliant



5.00 x 7.00 x 2.0mm

Moisture Sensitivity Level (MSL)–This product is not Moisture Sensitive MSL = N/A: Not Applicable

FEATURES:

- 5x7x2 mm SMT, RoHS Compliant reflow-able package
- Frequency translation to either 20MHz or 40MHz carrier @ +3.3V Supply Voltage
- Industrial operating temperature range (-40°C to +85°C)
- LVCMOS Output
- Internal absolute pull range > ±100 ppm allowing for long term drift correction

APPLICATIONS:

- Frequency translation, clock smoothing and jitter attenuation of the input 10MHz reference
- Datacom - DSLAM, DSLAR, Access Nodes
- Cable modem head end
- Base Station - GSM, CDMA
- Telecom - SONET/SDH/ATM

GENERAL DESCRIPTION

The ABFT series is an Ultra Low Jitter VCXO based frequency translator; ideally suited to improve Jitter characteristics of the input signal. This device is designed to provide input clock smoothing - while providing Phase and Frequency Locked higher frequency translated output.

Typical application will take a 10MHz reference frequency and phase & frequency lock it to either a 20MHz or a 40MHz Low Jitter VCXO. The implemented technology significantly attenuates the jitter content of the 10MHz reference signal; while keeping the higher frequency RF Output - Frequency and Phase Coherent with the input 10MHz reference signal.

STANDARD SPECIFICATIONS:

Parameters	Minimum	Typical	Maximum	Units	Notes
Resonant Frequency		20.000 <i>Or</i> 40.00		MHz	See options
Operating Temperature	-40		+85	°C	
Storage Temperature	-40		+85	°C	
Supply Voltage (V _{dd})	3.135	3.3	3.465	V	3.3V±5%
Input Signal Characteristics					Input signal must be with-in ±20.00 ppm from 10.00MHz carrier for the ABFT device to achieve lock
Frequency	9.999800	10.000000	10.000200	MHz	
Signal level	0.300		3.3	Vp-p	
Lock Time		< 20	50	ms	
Frequency Stability Over Temperature (Note # 1)	-25.00		+25.00	ppb	Referenced to the stable input reference of 10.00MHz (such as a Stratum-III TCXO or an OCXO)
Internal Frequency Pull Range	±100.00			ppm	This is the internal pull range of the ABFT device providing sufficient correction range to account for internal aging, stand-alone temperature variation, etc.
Supply Current (I _{DD})		< 14.0	20.00	mA	Under Lock
RF output Characteristics					
Output Load:			15 10	pF kΩ	
Rise Time (Tr)		853	1200	ps	
Fall Time (Tf)		526	1200	ps	
Symmetry	45	48/52	55	%	@1/2V _{dd}
Output Voltage (V _{OH})	0.9*V _{dd}			V	
Output Voltage (V _{OL})			0.1*V _{dd}	V	
Stand alone Aging (Note # 2)	-5.0		+5.0	ppm	@+25°C First year
	-12.0		+12.0		@+25°C After 10 years

(Note # 1):The frequency stability over temperature of the ABFT device is greatly dependant on the short term perturbations of the input reference signal.

(Note # 2):The Aging characteristics of the Quartz used inside the ABFT solution are such that, the stand-alone aging will not exceed ±12.00 ppm over a 10-year product life; referenced to the initial measured frequency post reflow in end application

ABRACON IS
ISO9001:2008
CERTIFIED



ABRACON
CORPORATION

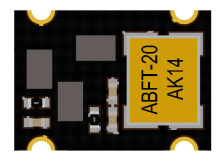
Visit www.abracon.com for Terms & Conditions of Sale **Revised: 03.01.12**
30332 Esperanza, Rancho Santa Margarita, California 92688
tel 949-546-8000 | fax 949-546-8001 | www.abracon.com

Frequency Translator / Jitter Attenuator

ABFT



RoHS
Compliant

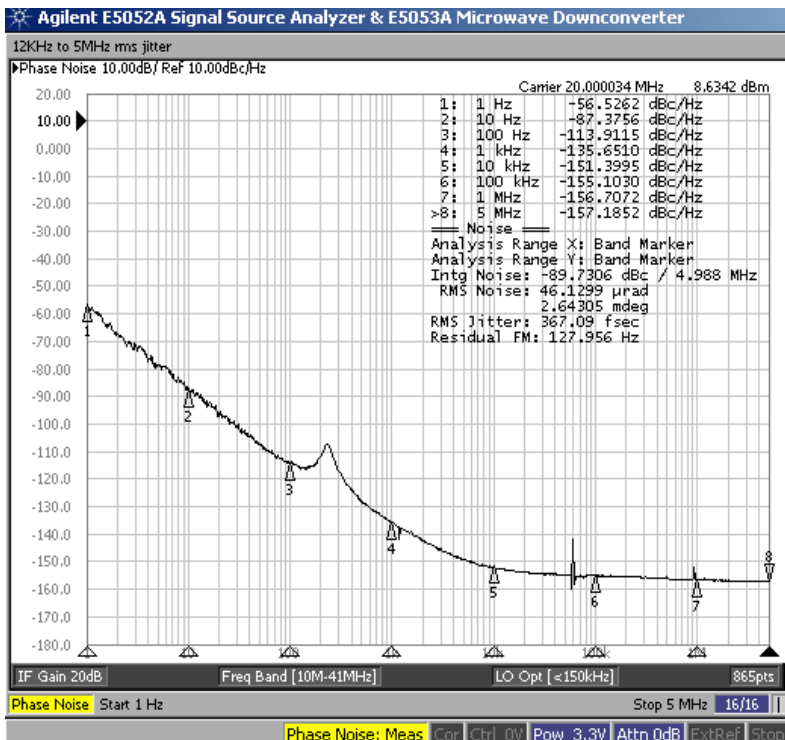


5.00 x 7.00 x 2.0mm

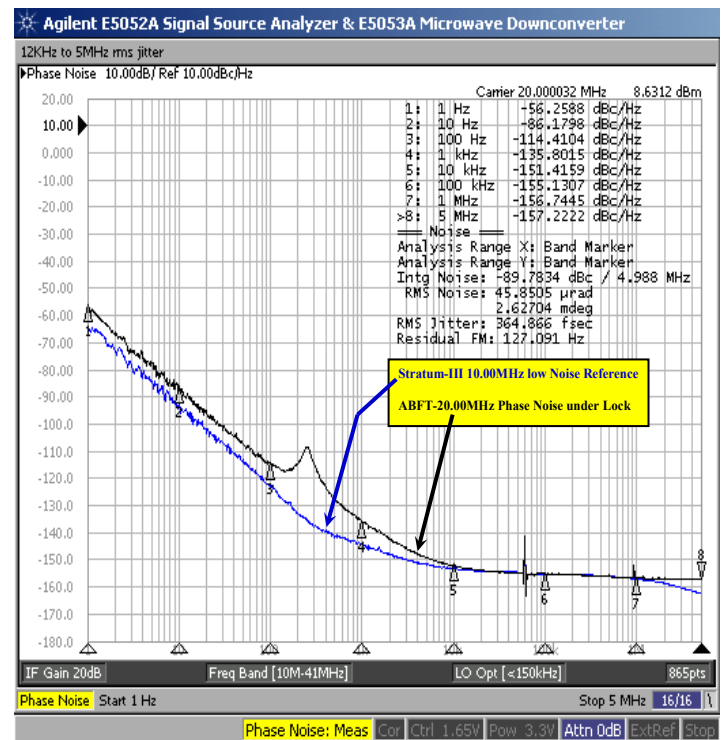
Parameters	Minimum	Typical	Maximum	Units	Notes
Phase Noise @ 20MHz carrier					Close to the carrier phase noise is dependent on the cleanliness of the input reference. However, at 1kHz offset and beyond, ABFT phase noise is practically independent of the input reference noise
1Hz offset from the carrier		-56		dBc/Hz	
10Hz offset from the carrier		-87			
100Hz offset from the carrier		-113			
1,000Hz offset from the carrier		-135	-130		
10,000Hz offset from the carrier		-151	-145		
100,000Hz offset from the carrier		-155	-150		
1,000,000Hz offset from the carrier		-156	-150		
5,000,000Hz offset from the carrier		-157	-155		

PHASE NOISE

Phase Noise under lock (ABFT-20.00MHz with input connected to a low noise, stable 10.00MHz Stratum-III reference signal)



Detailed Comparative Phase Noise Plot (Stratum-III 10.0MHz as Reference)



ABRACON IS
ISO9001:2008
CERTIFIED



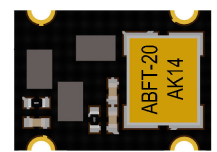
Visit www.abracon.com for Terms & Conditions of Sale **Revised: 03.01.12**
30332 Esperanza, Rancho Santa Margarita, California 92688
tel 949-546-8000 | fax 949-546-8001 | www.abracon.com

Frequency Translator / Jitter Attenuator

ABFT



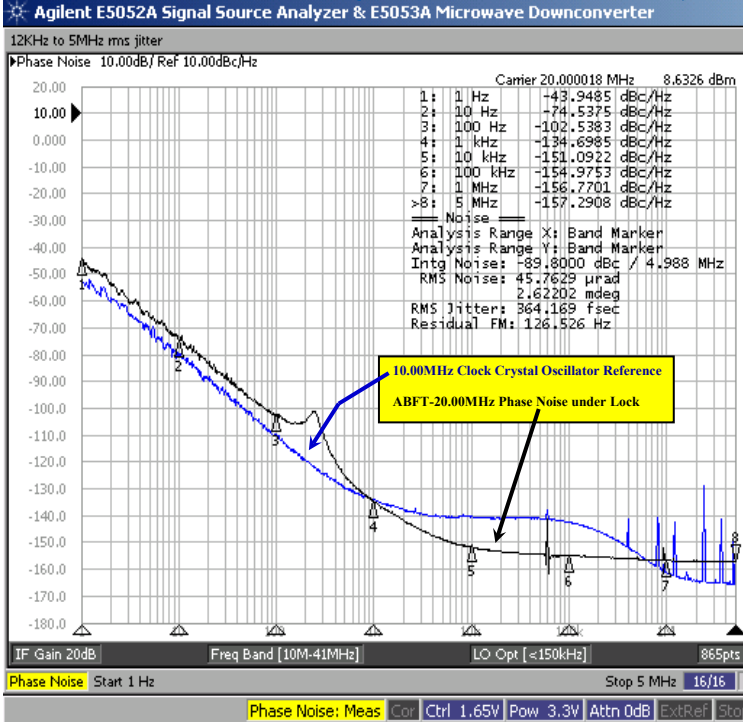
**RoHS
Compliant**



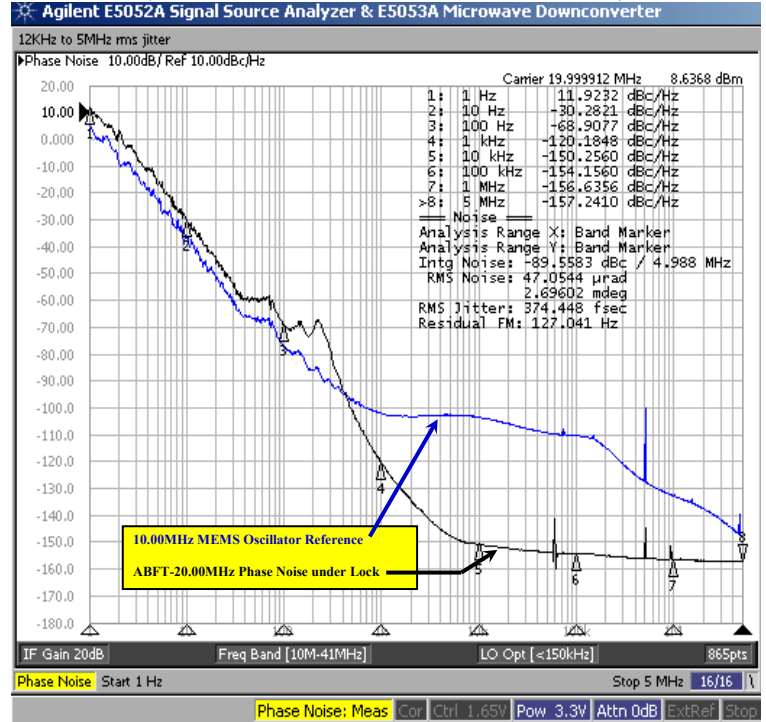
5.00 x 7.00 x 2.0mm

PHASE NOISE

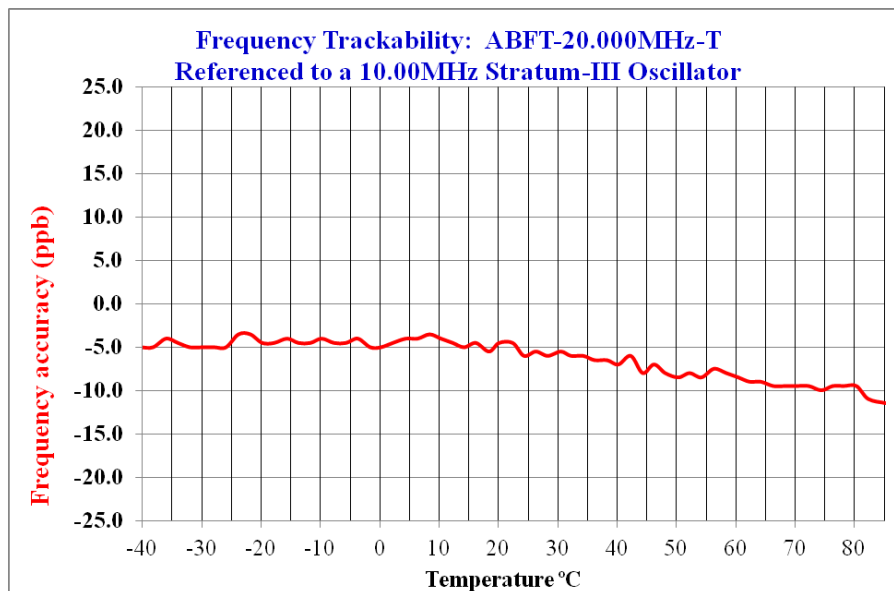
**Detailed Comparative Phase Noise Plot
(10.0MHz Clock Crystal Oscillator as Reference)**



**Detail Comparative Phase Noise Plot
(10.0MHz MEMS Oscillator as Reference)**



FREQUENCY TRACKING OVER TEMPERATURE



ABRACON IS
ISO9001:2008
CERTIFIED

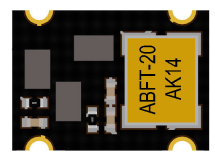


Visit www.abracon.com for Terms & Conditions of Sale **Revised: 03.01.12**
30332 Esperanza, Rancho Santa Margarita, California 92688
tel 949-546-8000 | fax 949-546-8001 | www.abracon.com

Frequency Translator / Jitter Attenuator

ABFT

Pb **RoHS**
Compliant



5.00 x 7.00 x 2.0mm

PART IDENTIFICATION

ABFT - MHz -

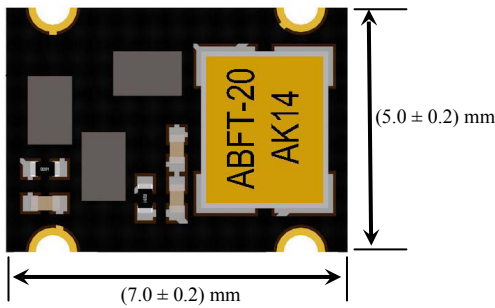
Frequency in MHz

20.000 MHz
Or
40.000 MHz

T = 1,000 unit Reel
T2 = (250) unit Reel

FREQUENCY TRACKING OVER TEMPERATURE

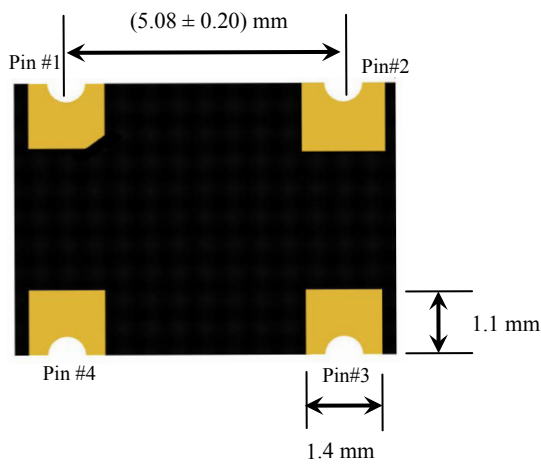
Top View



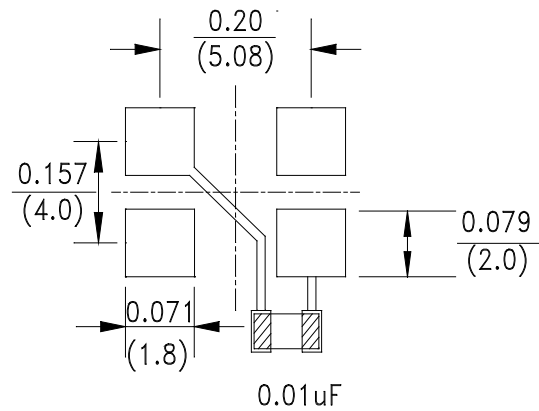
Side View



Bottom View



Recommended land pattern



Dimension : **Inches**
(mm)

PIN #	Name
1	10.0MHz Reference Input
2	GND
3	Locked - Output
4	Vdd

Note: Abracon recommends a 0.01uF bypass capacitor between pin#2 and pin#4

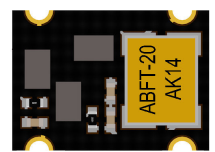
ALL Dimensions are in (mm)

Frequency Translator / Jitter Attenuator

ABFT

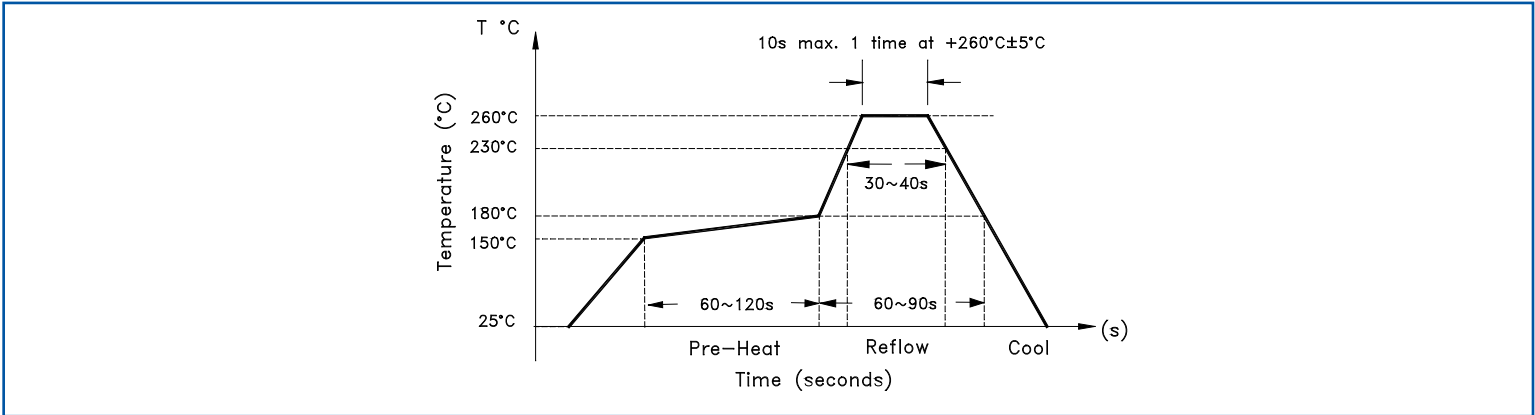


RoHS
Compliant



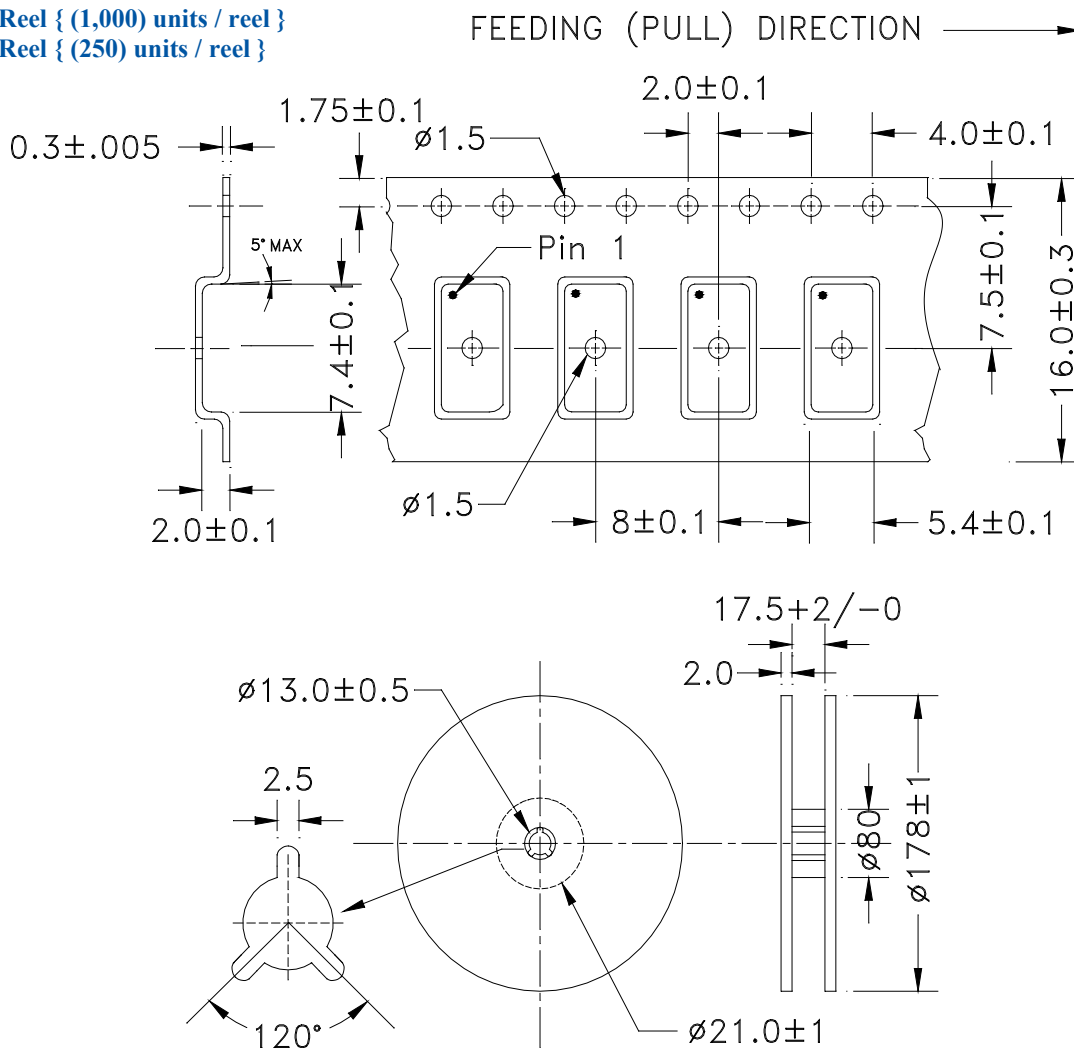
5.00 x 7.00 x 2.0mm

REFLOW PROFILE



REFLOW PROFILE

T = Tape & Reel { (1,000) units / reel }
T2 = Tape & Reel { (250) units / reel }



Dimensions: mm

ATTENTION: Abracon Corporation's products are COTS – Commercial-Off-The-Shelf products; suitable for Commercial, Industrial and, where designated, Automotive Applications. Abracon's products are not specifically designed for Military, Aviation, Aerospace, Life-dependant Medical applications or any application requiring high reliability where component failure could result in loss of life and/or property. For applications requiring high reliability and/or presenting an extreme operating environment, written consent and authorization from Abracon Corporation is required. Please contact Abracon Corporation for more information.

ABRACON IS
ISO9001:2008
CERTIFIED



Visit www.abracon.com for Terms & Conditions of Sale **Revised: 03.01.12**
30332 Esperanza, Rancho Santa Margarita, California 92688
tel 949-546-8000 | fax 949-546-8001 | www.abracon.com