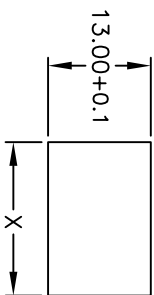


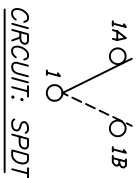
RECOMMENDED P.C.B. LAYOUT

PANEL THICKNESS	X dimension
0.75-1.25 [0.030-0.049]	19.2-0.1 [0.756]
1.25-2.0 [0.049-0.079]	19.4-0.1 [0.764]
2.0-3.0 [0.079-0.118]	19.8-0.1 [0.780]

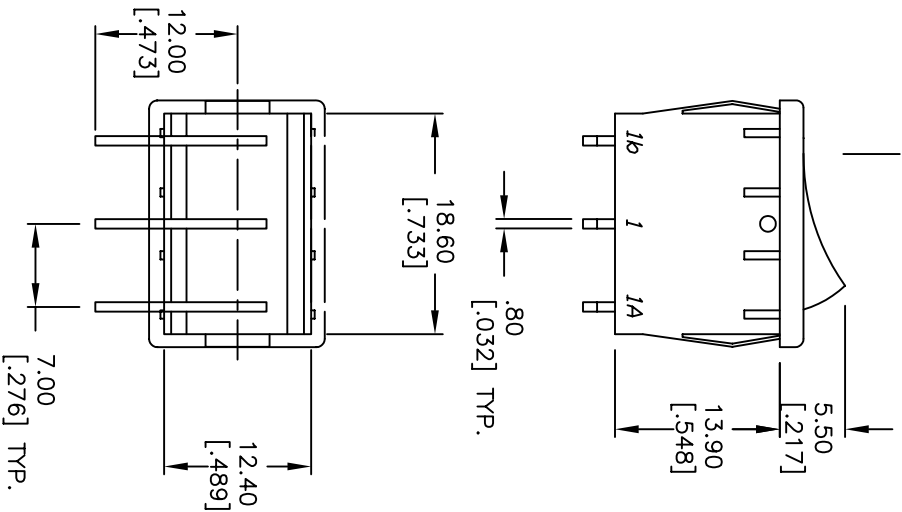
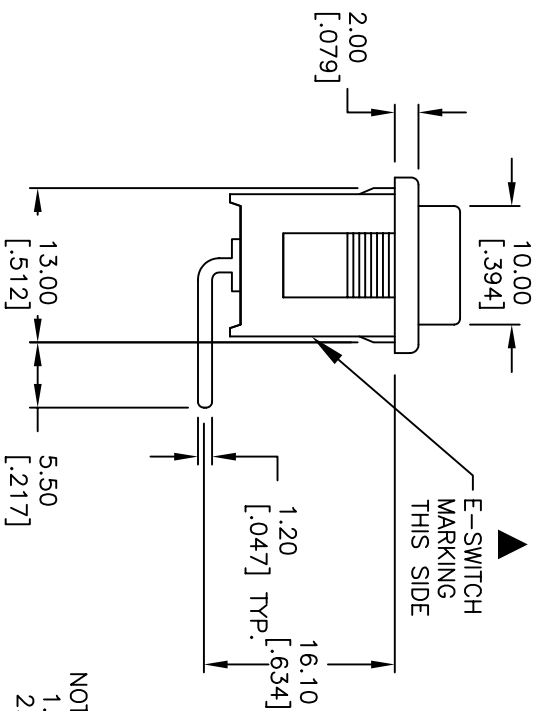


PANEL CUTOUT
NOT TO SCALE

SWITCH FUNCTION	
PDS. 1	PDS. 2
DN	DN
1-1a	1-1b



CIRCUIT: SPDT



NOTES:

1. ALL DIMENSIONS IN MM [INCH]
2. GENERAL TOLERANCE: X.X=±0.4 X.XX=±0.25
3. TERMINAL NOS. FOR REF ONLY.
4. RATING: 15A @ 125VAC OR 6A @ 250VAC
5. MATERIALS: TERMINALS: Silver Plated Copper Alloy CONTACTS: Coin Silver, Silver Plated
6. ELECTRIC LIFE: 10,000 cycles
7. CONTACT RESISTANCE: <20 Mega-OHMS
8. INSULATION RESISTANCE: >1000 Mega-OHMS
9. DIELECTRIC STRENGTH: >1500 V 1 minute >3000 V between poles
10. 2002/95/EC (ROHS) COMPLIANT



REV.	ECN No.	DESCRIPTION	DATE	CHKD
B	17102	UPDATE NOTES, DN/OFF PDS.	3/14/07	TN
A	12125	RELEASED FOR PRODUCTION	5/7/02	CB

TITLE		SCALE	DATE	DR	DWG	REV
R1966CBLKBLKIR		1.5:1	3/14/07	TN	M302213	B

THE INFORMATION CONTAINED IN THIS DOCUMENT IS PROPRIETARY TO E-SWITCH AND IS NOT TO BE COPIED OR TRANSFERRED