






EasyTEST Board

This board helps you to double the number of pins of single IDC10 PORT header, which allows you to monitor signals using oscilloscope probes while the PORT is in operation. Board is also useful when you need to connect two boards to the same PORT at once.



Technical Specifications

Applications

The EasyTEST Board is an ideal solution for connecting your prototype or development board to oscilloscope or other monitoring devices.

Key features

- ▶ Board features one female and two male IDC10 connectors, connected in parallel.
- ▶ Female IDC10 connector is compatible with mikroE development boards

Operating Voltage

Board can be used with both 5V and 3.3V systems.

Key Benefits

- ▶ Board is clearly marked, which makes it easier to connect with external electronics
- ▶ Flexible solution suitable for all MCU architectures