

OPERATING CHARACTERISTICS AT 25°C AMBIENT

DIALIGHT PART NUMBER	LED COLOR	TEST CONDITION	LUMINOUS INTENSITY (mcd)			FORWARD VOLTAGE (V)		REVERSE CURRENT (μA)	DOMINANT WAVELENGTH (nm)			PEAK WAVELENGTH (nm)	VIEWING ANGLE (DEG)
			MIN	TYP	MAX	TYP	MAX		MIN	TYP	MAX		
597-3231-202F	AlInGaP AMBER	I _F = 20 mA	71	100	140	2.0	2.4	10	580	587	595	591	120
597-3231-207F													
597-3306-202F	HIGH INTENSITY GREEN	I _F = 10 mA	14	24	36	2.0	2.5	10	564	570	576	572	120
597-3306-207F													

REV	ECN NO	REVISIONS	DRN	CKD	APP	DATE
A		NEW RELEASE	KLJ	M.E.	[Signature]	10-27-08

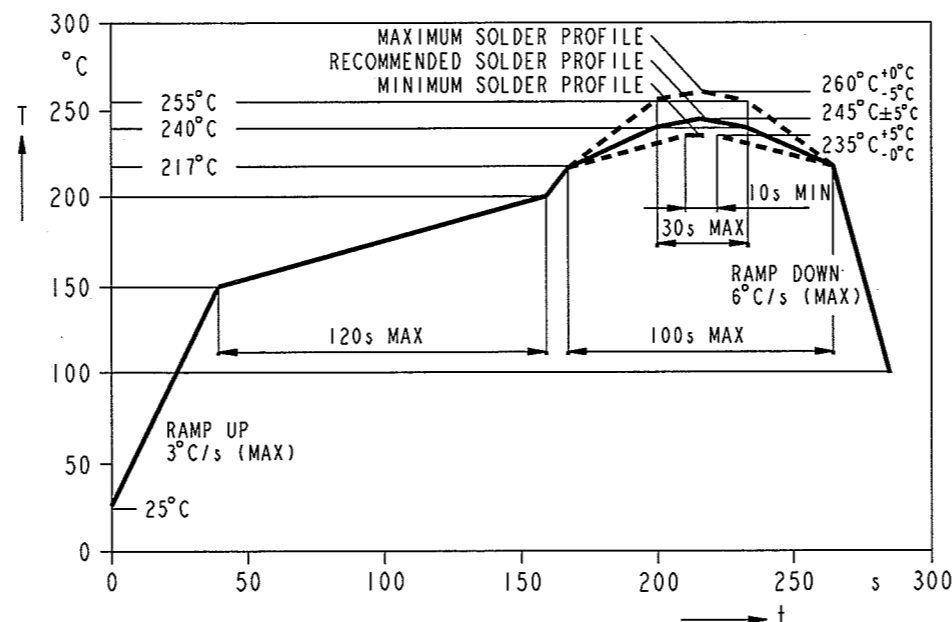
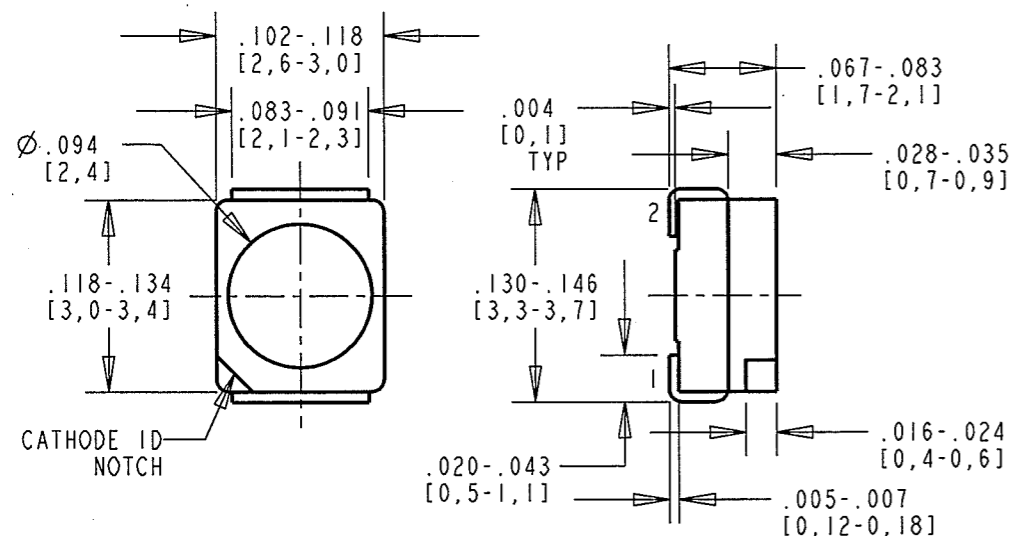
ABSOLUTE MAXIMUM RATINGS AT 25°C AMBIENT	COLOR		UNITS
	AMBER	GREEN	
POWER DISSIPATION	80	95	mW
CONTINUOUS FORWARD CURRENT	30	30	mA
SURGE CURRENT (t ≤ 10μs, D = .005)	0.2	0.5	mA
DERATE LINEARLY FROM 85°C (AMBER) / 60°C (GREEN)	1.0	0.75	mA/°C
REVERSE VOLTAGE (I _R =10 μA)	12	12	V
STORAGE TEMPERATURE	-40 TO +100		°C
OPERATING TEMPERATURE	-40 TO +100		°C

RoHS COMPLIANT 597-3XXX-20XF

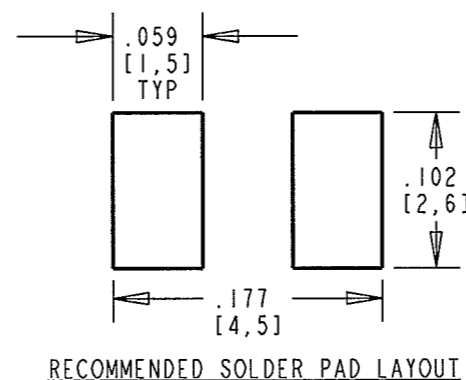
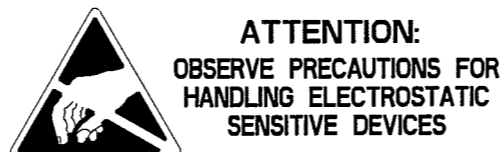
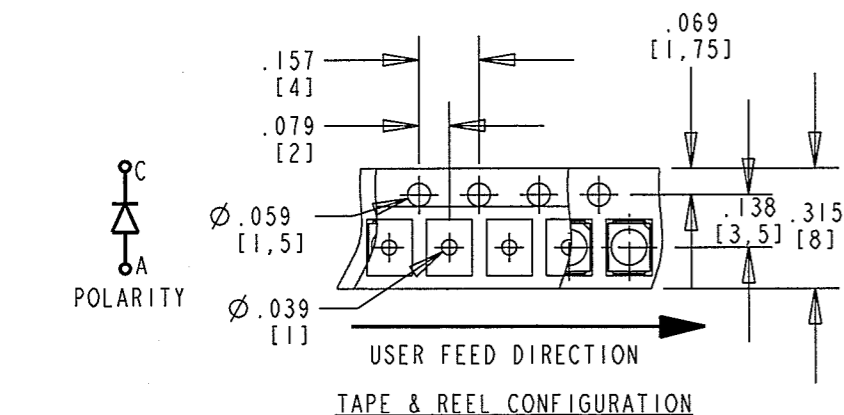
Part Numbers with the "F" suffix ending are RoHS Compliant. For example: 597-3306-207F
 Packaging is marked with "RoHS Compliant" label or equivalent markings. These parts can be used with RoHS reflow profile. Parts can be wave soldered, dip soldered or hand soldered using typical lead-free soldering process with max 260°C temp. for 5 sec.

NOTES:

- EPOXY COLOR: WATER CLEAR.
- DIE: GaAlP FOR GREEN, AlInGaP FOR AMBER.
- PAD NUMBERS ARE FOR REFERENCE ONLY, DESIGNATION NON-EXISTENT ON PART.
- LEADS: 8μm PURE TIN (Sn) OVER 0.5-1.0μm NICKEL (Ni) OVER 2.0μm SILVER (Ag) ON COPPER (Cu)
- SOLDER ADHERANCE: BOTH LEADS PER MIL-STD-202E, METHOD 208C.
- PART TAPED AND REELED PER EIA-RS-481-1.
- ...-202F SUFFIX INDICATES 20 PCS ON A SAMPLE STRIP
 ...-207F SUFFIX INDICATES 2000 PCS ON A 7" DIAMETER REEL
- LABELING FOR REEL AND OUTSIDE OF ALUMINUM FOIL BAG: DIALIGHT P/N, QTY/REEL, DATE CODE, INTENSITY AND COLOR BIN CODES, LOT NUMBER, AND COUNTRY OF ORIGIN.
- MOISTURE SENSITIVITY LEVEL "2" LABEL PLACED ON OUTSIDE OF BAG.
- DIALIGHT P/N'S: 597-3231-202F, -207F; 597-3306-202F, -207F.
- TAPE AND REEL LEDS MAY REQUIRE RE-TAPING AFTER TWELVE MONTHS.
- THIS ASSEMBLY CONTAINS ELECTROSTATIC DISCHARGE SENSITIVE DEVICES (ESDS). MAINTAIN ALL PRECAUTIONARY MEASURES DURING ASSEMBLY, HANDLING, AND STORAGE IN ACCORDANCE WITH IPC-A-610.



RECOMMENDED RoHS COMPLIANT REFLOW PROFILE



THIS DRAWING AND THE CONTENTS HEREIN ARE CONFIDENTIAL AND THE SOLE PROPERTY OF DIALIGHT. REPRODUCTION OF THIS DRAWING OR CONSTRUCTION OF ANY PARTS WITHIN THIS DRAWING ARE FORBIDDEN WITHOUT THE WRITTEN CONSENT OF DIALIGHT.		
SCALE: DRAWING SCALE ALL DIM'S IN: INCHES (MM)	DRAWING NUMBER C-17672	REV. A
TOLERANCES: UNLESS OTHERWISE SPECIFIED FRACTIONS: ±1/64 DECIMALS (.XX): ±.01 DECIMALS (.XXX): ±.005	TITLE PLCC SMT LEDS RoHS COMPLIANT	
ANGLES: ±1° FINISH:	MATERIAL	
FSCM 83330	1501 ROUTE 34 SOUTH FARMINGDALE, NJ 07727	
SHEET 1 OF 1 FAMILY TABLE:		