

DEK-OE- 24DC/ 24DC/100KHZ-G


Order No.: 2964348

The illustration shows the version DEK-OE- 24DC/ 24DC/100KHZ-G




<http://eshop.phoenixcontact.de/phoenix/treeViewClick.do?UID=2964348>

Input optocoupler, with DC voltage output push-pull, transmission frequency 100 kHz, with light indicator and protection circuit in input and output circuit, input: 24 V DC, output: 14 - 30 V DC/ 50 mA



Commercial data

GTIN (EAN)	 4 017918 107420
sales group	G120
Pack	10 pcs.
Customs tariff	85364190
Catalog page information	Page 141 (IF-2009)

Product notes

WEEE/RoHS-compliant since:
05/12/2006



<http://www.download.phoenixcontact.com>
Please note that the data given here has been taken from the online catalog. For comprehensive information and data, please refer to the user documentation. The General Terms and Conditions of Use apply to Internet downloads.

Technical data

Input data

Nominal input voltage U_N	24 V DC
Input voltage range in reference to U_N	0.8 ... 1.2
Switching threshold "0" signal in reference to U_N	≤ 0.4

Switching threshold "1" signal in reference to U_N	≥ 0.8
Typical input current at U_N	8 mA
Typical response time	1 μ s
Typical turn-off time	2 μ s
Operating voltage display	Yellow LED
Type of protection	Protection against polarity reversal
	Surge protection
Protective circuit/component	Polarity protection diode
Transmission frequency	100 kHz

Output data

Output nominal voltage range	14 V DC ... 30 V DC
Limiting continuous current	50 mA
Quiescent current	15 mA
Voltage drop at max. limiting continuous current	≤ 2.2 V DC
Output circuit	3-conductor push-pull, ground referenced
Type of protection	Surge protection
Protective circuit/component	Suppressor diode

Connection data

Type of connection	Screw connection
Stripping length	8 mm
Screw thread	M3
Conductor cross section solid min.	0.2 mm ²
Conductor cross section solid max.	4 mm ²
Conductor cross section stranded min.	0.2 mm ²
Conductor cross section stranded max.	2.5 mm ²
Conductor cross section AWG/kcmil min.	24
Conductor cross section AWG/kcmil max	12

General data

Width	6.2 mm
Height	80 mm
Depth	56 mm
Test voltage input/output	2.5 kV AC
Ambient temperature (operation)	-20 °C ... 60 °C
Ambient temperature (storage/transport)	-20 °C ... 70 °C

Mounting position	Any
Assembly instructions	In rows with zero spacing
Operating mode	100% operating factor
Standards/regulations	IEC 60664 EN 50178 IEC 62103
Rated surge voltage / insulation	Basic insulation
Pollution degree	2
Surge voltage category	II

Certificates / Approvals

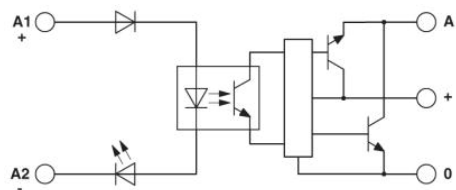


Certification

GOST

Diagrams/Drawings

Circuit diagram



Address

PHOENIX CONTACT Deutschland GmbH
Flachmarktstr. 8
32825 Blomberg, Germany
Phone +49 5235 3 12000
Fax +49 5235 3 41200
<http://www.phoenixcontact.de>



© 2011 Phoenix Contact
Technical modifications reserved;