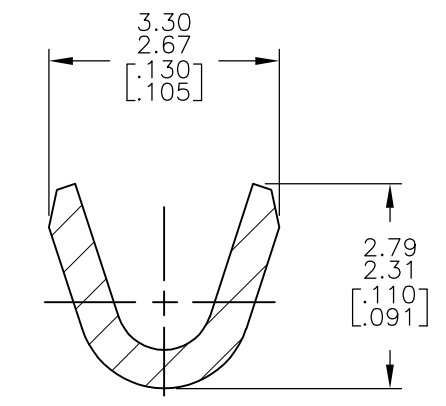
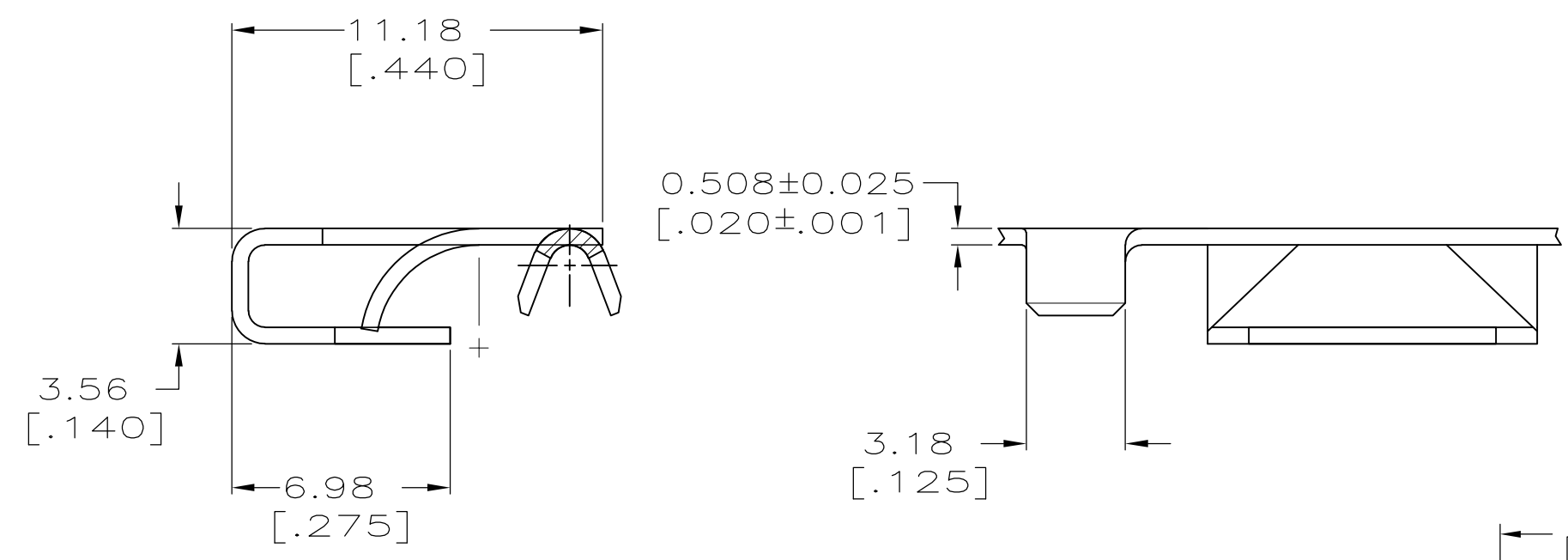


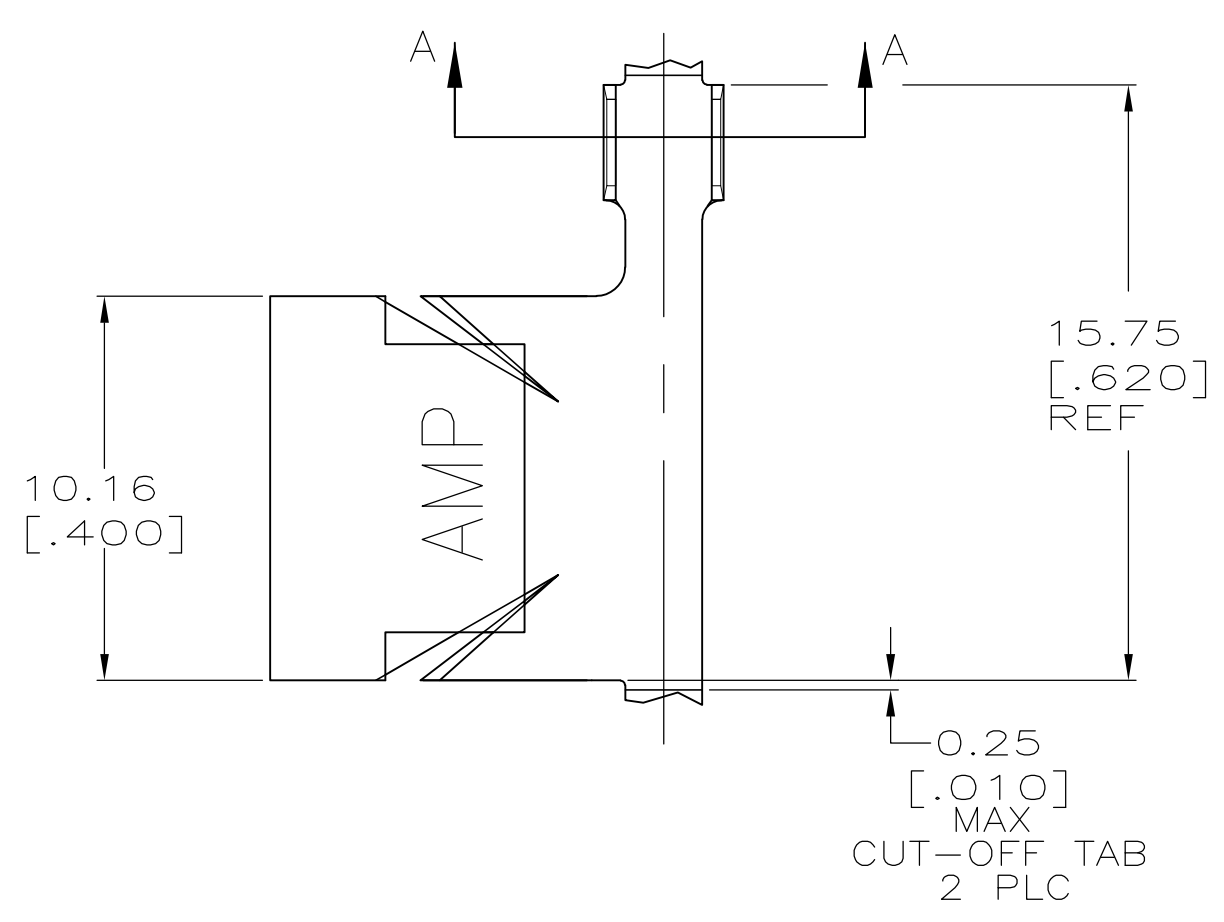
THIS DRAWING IS UNPUBLISHED. RELEASED FOR PUBLICATION
 © COPYRIGHT BY TYCO ELECTRONICS CORPORATION. ALL RIGHTS RESERVED.

LOC	DIST	REVISIONS			
P	LTR	DESCRIPTION	DATE	DWN	APVD
	G2	REVISED PER ECO-09-019597	26AUG09	RG	MS

- 1. CONTINUOUS STRIP ON REEL.
- ② WIRE SIZE IS [22-18] AWG.
- ③ PRELIMINARY - NOT FOR PRODUCTION



SECTION A-A
 SCALE 10:1
 -1 THRU -3



OBSOLETE	MATERIAL	PART NO.
②	UNS G10080 TEMP 2 STEEL	63733-4
②	UNS C52100 H04 PHOS BRZ	63733-3
③	UNS C26000 H06 BRASS	63733-2
②	UNS G10080 TEMP 2 STEEL	63733-1

THIS DRAWING IS A CONTROLLED DOCUMENT.		DWN PHIL FORTNEY 8/3/93	Tyco Electronics Corporation Harrisburg, PA 17105-3608	
DIMENSIONS: MM [INCHES]		CHK JR RUTH 8/3/93	NAME CLIP, GROUNDING	
TOLERANCES UNLESS OTHERWISE SPECIFIED:		APVD R KUZO 8/3/93	PRODUCT SPEC -	
0 PLC ± -		APPLICATION SPEC -	SIZE A3	CAGE CODE 00779
1 PLC ± -		WEIGHT -	DRAWING NO C-63733	RESTRICTED TO -
2 PLC ± 0.25 [.010]		CUSTOMER DRAWING		
3 PLC ± -		SCALE 5:1		
4 PLC ± -		SHEET 1 OF 1		
ANGLES ± -		REV G2		
MATERIAL SEE TABLE		FINISH 0.002032 [.000080]MIN TIN		